

Bollard I-Beam ARCH

PROJECT: _____

TYPE: _____

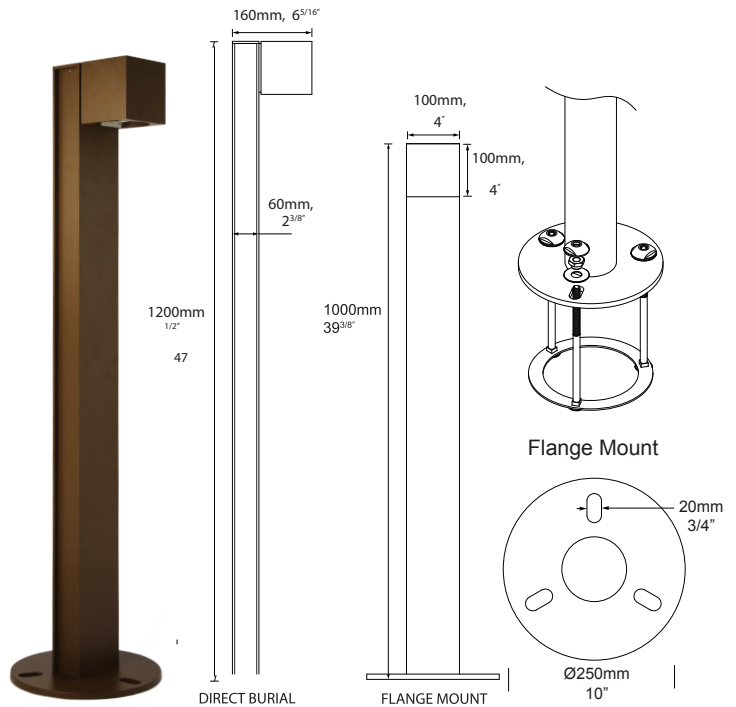
SOURCE: _____

NOTES: _____

SPECIFICATIONS

IK10 **IP66** **CE** **UL** LISTED

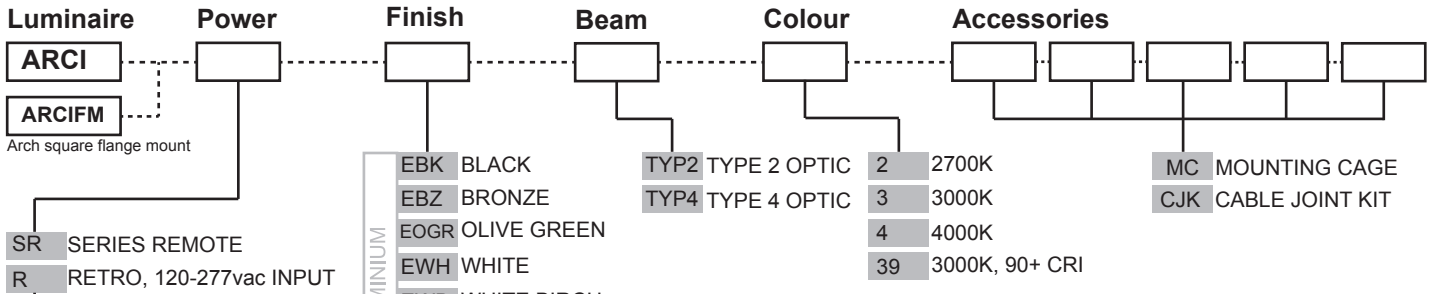
LED Chip	Cree CXA 1830 field replaceable LED board
Luminaire Output	3000 Lumens @ 700mA (26watts), Delivered from Luminaire with unobstructed beam.
Lumens Per Watt	100 Lumens minimum @ 26 watts, Delivered from Luminaire with unobstructed beam
CRI (3000K)	80 Standard, 90+ Optional
Colour Temperatures	2700K, 3000K, 4000K
Beam Angles	TYPE 2, TYPE 4 asymmetric
Ingress Protection	IP66
Warranty	Electronics = 5 years Body Aluminium = 5 years
Standards	BS/EN 60598.2.2 cUL 1598 CE



PRODUCT CONFIGURATION

Please fill in appropriate codes into boxes provided

Cat. No. ARCI



SERIES REMOTE:
Constant current driver (included)
Fixture require 37vdc @ 1400mA maximum

RETRO
110-277vac DRIVER:
Constant current driver (included)
Input: 120,240,277 volts
Output: 60 watts total
37vdc @ 1400mA
0-10 volt dimming

ADDITIONAL COMMENTS:

[Hunza Power Supply selection Chart](#)
[Hunza Voltage drop Chart](#)

LUMINAIRE CONSTRUCTION

CNC machined from one of the following metals:

Aluminium:

Body: solid high corrosion resistant 101mm (4") aluminium rod.

Tube: high corrosion resistant 101mm (4") x 60mm (2^{3/8"}) x 3.18mm (1/8") aluminium I-Beam tube. Finished with chromate substrate, epoxy layer and a UV resistant polyester powder coat colour.

Fixings and Mechanism: made from 316 stainless steel

Colours:

Black, Bronze, Silver Star, White, Birch, Olive Green, Dark Grey, Corten.

Lens:

Extra clear optical silicone TIR.

Gaskets:

Silicone, iron impregnated 220°C (428°F)

Cable:

Water resistant rubber

Mounting:

Pole is set directly into concrete.

For flange mounting please refer to the hunza website for mounting instructions.

Luminaire Weight:

6kg (11lbs 4oz)- Without flange

ACCESSORIES

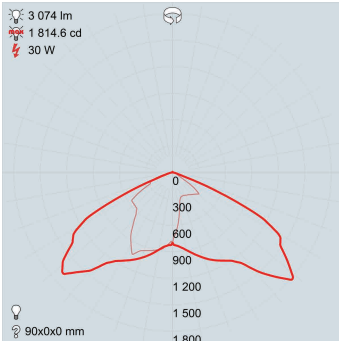


Mounting cage

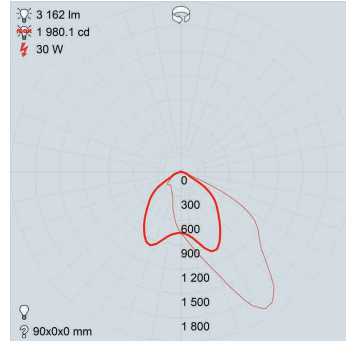
BEAM ANGLES

High efficiency Reflectors. Feild replaceable

IES files available for download: www.hunzalighting.com/download.php



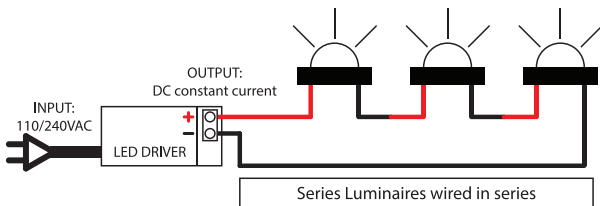
TYPE 2 OPTIC



TYPE 4 OPTIC

WIRING GUIDE

available for download: www.hunzalighting.com/download.php



Diagrams are a guide only, wire colours and polarity may change depending on fixture and country

