
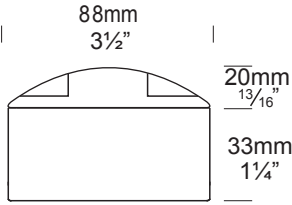


Path Lite Surface Mount

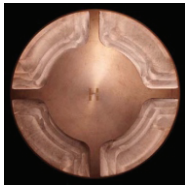
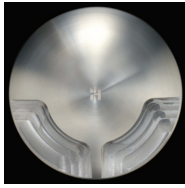
PURE LED

Cat. No. PLSM(1-4)/L



Path Lite Surface Mount 3

90 3/16 3/16 3/16 3/16



3/16 3/16 3/16 3/16



PURE LED
Pure Performance

The Path Lite Surface Mount is ideal for lighting flat areas where a recessed fitting is not suitable. It is especially suited to decks, paved courtyards, and edge lighting paths. The custom made TIR Borosilica glass lens has been developed to prevent dirt, mud, grass clippings or water from entering the optics area, keeping with its IP66 rating. The TIR throws light downwards and across the horizontal surface. In addition, the glass lens retains the sealing gasket.

The Hunza PURE LED system uses Cree XTE chips for maximum performance and long life. Power supply options include a choice of integral 12 volt or an external remote (series connection) driver. The PURE LED system incorporates HUNZA's Plug-and-Play system for easy replacement of either the LED engine or integral driver in the field. A choice of a Warm or Cool White colour temperatures is available.

*At 700mA this fitting is the equivalent of a 20w halogen fitting.

Ordering Information

Luminaire	Remote Driver mA	Colour Temp	Accessories	Material/Finish
PLSM1/L	S - Series	2 - 2700K	CJK150	COP - Copper
PLSM2/L	D3 - 12v/350mA	3 - 3000K		SS - 316 Stainless
PLSM3/L	D7 - 12v/700mA	4 - 4000K		
PLSM4/L		39 - 3000K		
PLSM90/L		(90+ CRI)		

Ordering Example: PL1/L S 3 CJK150 SS

HUNZA™ PURE OUTDOOR LIGHTING

HUNZA FACTORY
130 Felton Mathew Ave
Saint Johns
Auckland 1072
New Zealand

Ph: 64-9-528 9471
Fax: 64-9-528 9361
hunza@hunza.co.nz
www.hunza.co.nz

INTERNATIONAL CONTACTS:
www.hunza.co.nz/contacts.php

Specifications may change without notice.
Manufactured in New Zealand.
© 2014 Hunza Holdings Ltd.

Luminaire Construction

CNC machined from one of the following metals:

Copper

Body: 88mm (3½") x 9mm (13/32") copper tube.

Flange: 88mm (3½") copper rod.

316 Stainless Steel

Body: 88mm (3½") x 9mm (13/32") stainless steel tube.

Flange: 88mm (3½") stainless steel rod.

Luminaire Weight

Cop 1.30kg (2lb 12oz)

SS 1.00kg (2lb 2oz)

Luminaire Features

Lens:

TIR Borosilica glass lens.

Lifetime Warranty.

Gaskets:

Silicone, iron impregnated 220°c (428°f).

Accessories:

Cable Joint Kit (Cat. CJK150)

Mounting

The luminaire is secured to the ground by three mounting screws

Technical Information

Standards

AS/NZS 61046

IP56/IP66 UL 1838

LED

Cree XTE Plug-and-Play, field replaceable LED board.

Lumen Output: 120 @ 700mA

Lumens Per watt: 60 minimum

CRI Warm White (3000k): 85+
Colour Temp: 2700K, 3000K or 4000K

High CRI Option (3000K): 90+
(lumen output decreases by 15%)

Power Supply

Mains driver (series wiring)

Constant current driver

Output: 3vdc at 700mA maximum

Remote 12 Volt Driver

Buckbullet Driver:

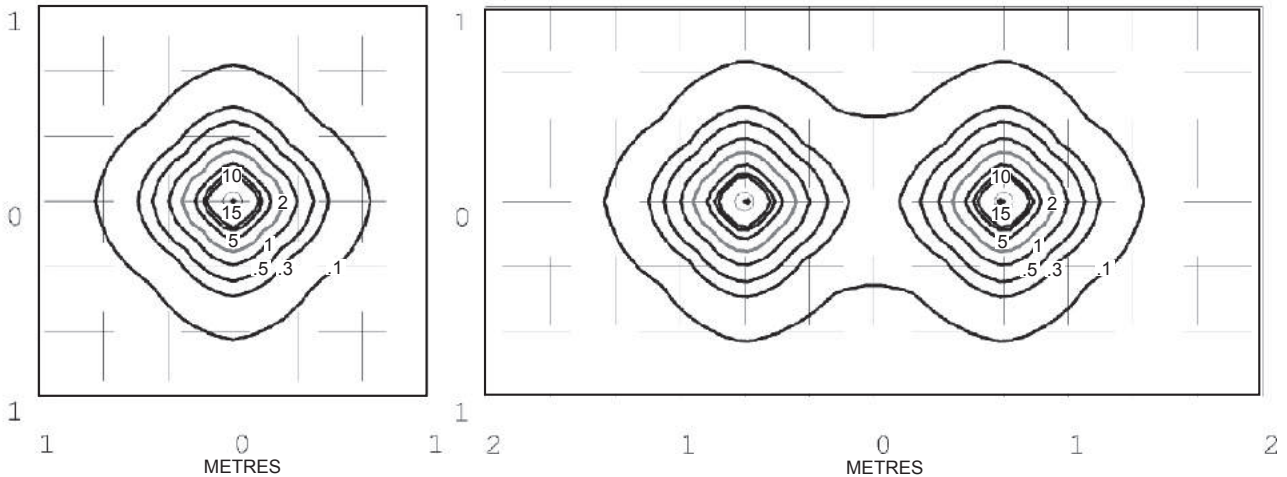
Input: 12vac

Output: 3vdc nominal, 350mA or 700mA

Transformer

Hunza wall Mount Transformer for use with remote12 volt driver

Path Lite 4 facet driven at 700mA - Lens height 5mm (¼")



Isolux Lumens Plot - Footcandles = Isolux figures divided by 10.76